

K-LINE

K109PT1000

PT1000 Converter

K-LINE

Temperature converters

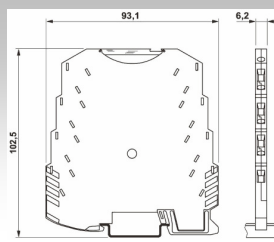


CE

- ▶ INPUT: PT1000 at 2,3,4 wires with zero and span configurable by dip-switch
- ▶ OUTPUT: N.1 channel current 0/4..20, 20..4/0 mA or voltage 0..5/10, 10..0, 1..5 Vdc
- ▶ Galvanic isolation at 3-way.
- ▶ Spring-cage terminal block and/or DIN bus connection system
- ▶ Power bridging terminal - DIN rail bus connector
- ▶ Tiny dimensions (102,5 x 93,1 x 6,2 mm)
- ▶ Resolution @ 14 bit
- ▶ Precision class 0.1%

TECHNICAL DATA

K109PT1000 – PT1000 Converter



ORDER CODES

K109PT1000 PT1000 converter

Accessories

K-BUS Expandable power supply connector

K-SUPPLY Power Supply module with surge protection

GENERAL FEATURES

Power supply	19,2...30 Vdc
Channels	N.1
Accuracy	(20,5 K / temp + 0.05) % (Measurement range)
Status indicators	Setting error Wrong connection Internal improper functioning
Galvanic Isolation	Power supply // input // output at 1500 Vac, digital
Hot swapping	Yes
Power consumption	500 mW
A/D Converter	14 bit
Current output protection	Approximately 25 mA
Security output	- 102.5% of full scale value, in case of over-range - 105% of full scale value in case of improper functioning
Humidity	30..90% at +40°C (not condensing)

Design	Terminal housing for mounting on 35 mm DIN 46277
Filter rejection	50-60 Hz (settable)
DIP Switch	-Inputs signal setup -Output signal setup
Processing	Floating point 32 bit
Dimensions	6,2 x 93,1 x 102,5 mm (w x h x d)
Weight	50 g
Operating temperature	-20..+65 °C
Connections	Plug-in screw clamp terminal blocks, wires up to 2.5 mm ²
IP Protection	IP 20
Standards	EN50081-2 EN50082-2 EN61010-1 EN60742
Approvals	CE

INPUT

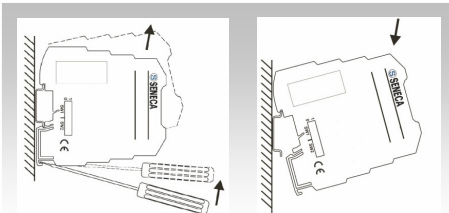
PT1000 probe, EN 60751/A2 (ITS90)
Connection by 2, 3 or 4 wires
Current on sensor: < 900 uA
Cable resistance: Max. 20 Ohm per wire
Measurement Range: -200..210 °C
Min span : 30 °C

OUTPUT

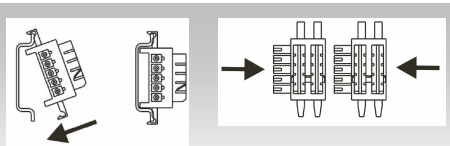
Current: 0..20 mA, 4..20 mA, 20..0 mA and 20..4 mA
Higher load resistance: 500 Ohm
Voltage: 0..5 Vdc, 1..5 Vdc, 0..10 Vdc and 10..0 Vdc
Lower load resistance: 2 KOhm

DIMENSIONS AND INSTALLATION

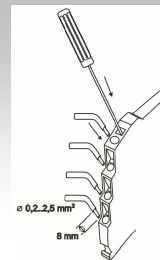
Inserting / Extracting module on DIN guide



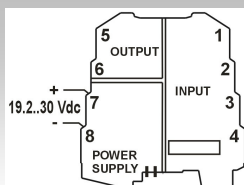
Expandable connector K-BUS



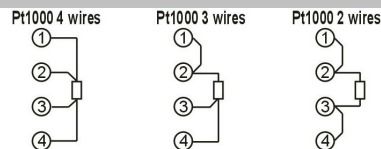
Cage clamp connection



Power supply



Input



Output

