

## Hx06 Series

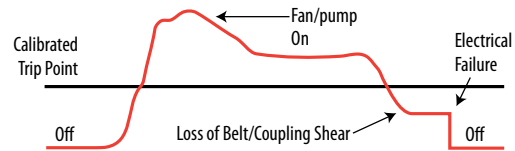


## SPECIFICATIONS

<b>Sensor Power</b>	5-30VDC
<b>Insulation Class</b>	600VAC RMS (UL), 300VAC RMS (CE)
<b>Frequency Range</b>	50/60 Hz
<b>Temperature Range</b>	-15° to 60°C (5° to 140°F)
<b>Humidity Range</b>	10-90% RH non-condensing
<b>Hysteresis</b>	10% Typical
<b>Off State Leakage</b>	34µA@5VDC, 200µA@30VDC
<b>On State Voltage Drop</b>	1.9VDC max@0.1A
<b>Terminal Block Wire Size</b>	24-14 AWG (0.2 to 2.1 mm <sup>2</sup> )
<b>Terminal Block Torque</b>	3.5 to 4.4 in-lbs (0.4 to 0.5 N-m)
<b>Agency Approvals</b>	UL 508 open device listing; CE: EN61010-1, CAT III, pollution degree 2, basic insulation

Do not use the LED status indicators as evidence of applied voltage

### DETECTS BELT LOSS/COUPLING SHEAR!



Now you can easily detect when drive belts slip, break, or pump couplings shear. In fact, a typical HVAC motor that loses its load has a reduction of current draw of up to 50%. That's why our sensors are the industry standard for status.

## Detect Belt Loss, Coupling Shear, And Mechanical Failure

### FEATURES

- Adjustable trip point...versatility with 4 available amperage ranges
- Easier to install than differential pressure switches...no tubing needed
- 100% solid-state, no moving parts to fail
- Output status LEDs for fast set up
- Adjustable mounting bracket on the solid-core housing...easy placement
- Self-gripping iris on split-core housings for easy installation
- Bracket on H906 can be installed in three different configurations...added flexibility
- 5-year warranty

### DESCRIPTION

**Hawkeye x06 Series** solid- and split-core current switches provide accurate, reliable, and maintenance-free fan and pump status indication where an NC output is needed.

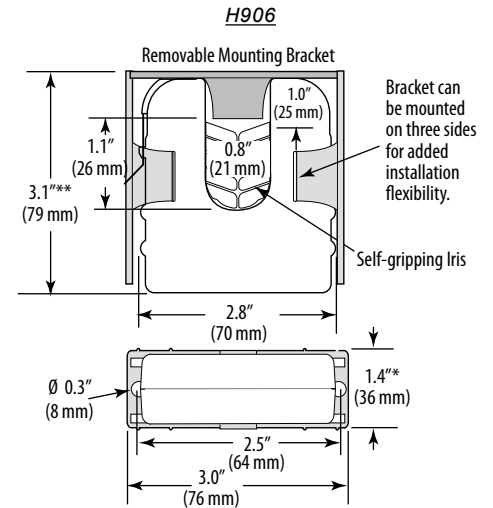
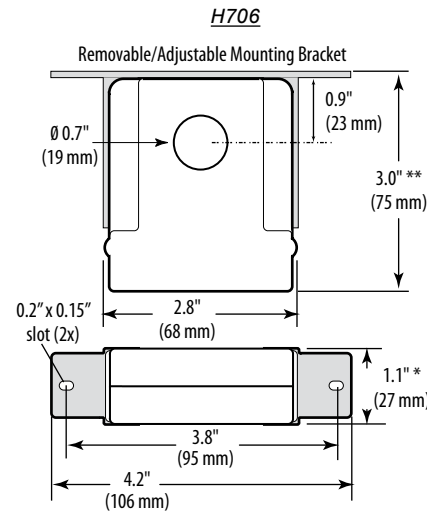
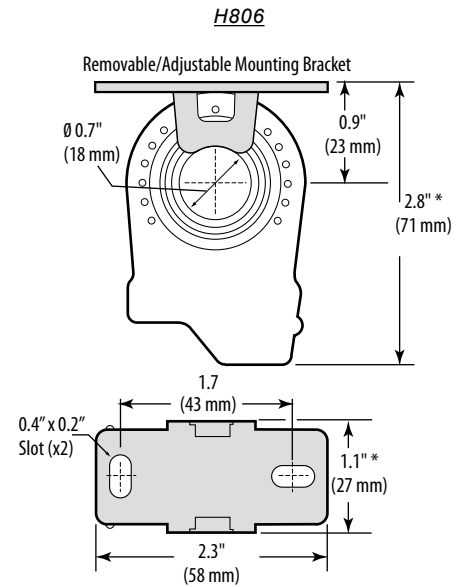
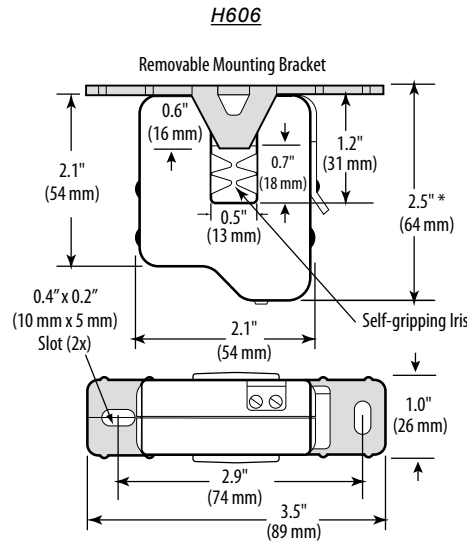
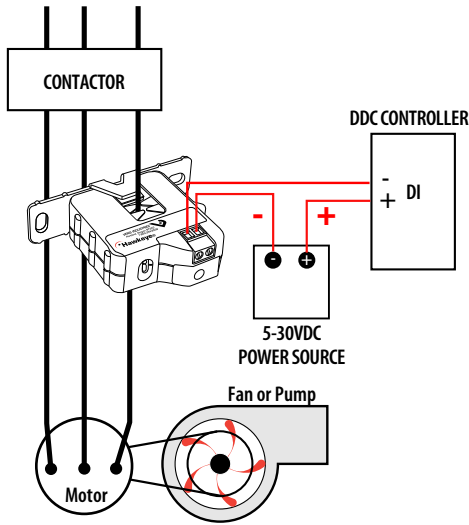
### APPLICATIONS

- Monitoring fans, pumps, motors, and other electrical loads for proper operation
- Detecting belt loss and motor failure...ideal for fan and pump status
- Verifying lighting circuit loads
- Monitoring critical motors (compressor, fuel, etc.)
- Monitoring industrial process equipment status (OEM)

WIRING DIAGRAM

DIMENSIONAL DRAWINGS

Monitoring Fan / Pump Motors for Positive Proof of Flow



\* Terminal block may extend up to 1/8" over the height dimensions shown.

ORDERING INFORMATION



MODEL	AMPERAGE RANGE	STATUS OUTPUT (max.)	MIN. TRIP POINT	HOUSING	STATUS LED	UL	CE	RoHS
H606	1.25 - 50A	N.C. 0.1A@30VDC	1.25A or less	Split-Core	●	● <sup>1</sup>	●	●
H706	1-135A		1.0A or less	Solid-Core	●	●	●	
H806	0.75 - 50A		0.75A or less	Solid-Core	●	●	●	●
H906	2.5-135A		2.5A or less	Split-Core	●	●	●	

<sup>1</sup> Listed for use on 75°C insulated conductors.

ACCESSORIES

DIN Rail Clip Set (AH01)  
DIN Rail (AV01) and DIN Stop Clip (AV02)

